



**OCHIG (fisher), NIGIG (otter)
AND GIDAGAA-BIZHIW (bobcat)
HARVESTS DURING 2006 - 2007
IN THE 1837 AND 1842 CEDED TERRITORIES
IN WISCONSIN AND MINNESOTA**

by

Jonathan Gilbert Ph.D.
GLIFWC
Wildlife Section Leader

Admin Report 07 - 08
August 2007

**Great Lakes Indian Fish
& Wildlife Commission**
P. O. Box 9
Odanah, WI 54861
(715) 682 - 6619

OCHIG (fisher), NIGIG (otter) AND GIDAGAA-BIZHIW (bobcat) HARVESTS DURING 2006 - 2007 IN THE 1837 AND 1842 CEDED TERRITORIES IN WISCONSIN AND MINNESOTA

Introduction

The purpose of this report is to provide the results of the 2006 - 2007 off-reservation treaty trapping seasons for ochig (fishers), nigig (otters) and gidagaa-bizhiw (bobcats) in the 1837 and 1842 ceded territories of Wisconsin and Minnesota (Figure 1). Hunters and trappers were members of the six Wisconsin Bands of Lake Superior Chippewa Indians and the Mille Lacs Chippewa Tribe (Minnesota). Harvests by Fond du Lac trappers were reported by Schrage (2007) and are included in totals in this report.

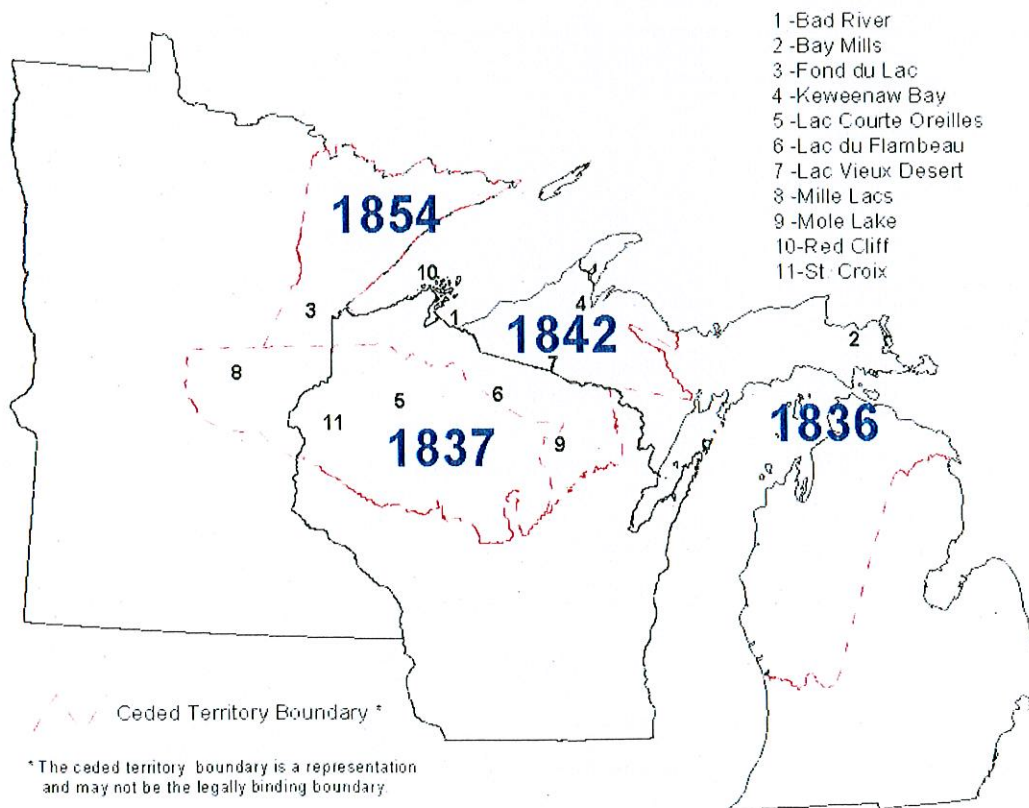


Figure 1. Location of GLIFWC member tribes in Michigan, Wisconsin and Minnesota.

Regulations and Annual Summary

Wisconsin

The trapping season began on October 1 for otters and bobcats and on November 1 for fishers. The season ended on March 31 for these species. Trappers (and hunters for bobcats) were required to obtain carcass tags for each species. Upon harvest the trapper or hunter was required to tag the animal and register it at a tribal registration station by 5:00 pm of the third working day after harvest. Fisher harvest was managed by zone, while otter and bobcat harvest limits applied throughout the ceded territories.

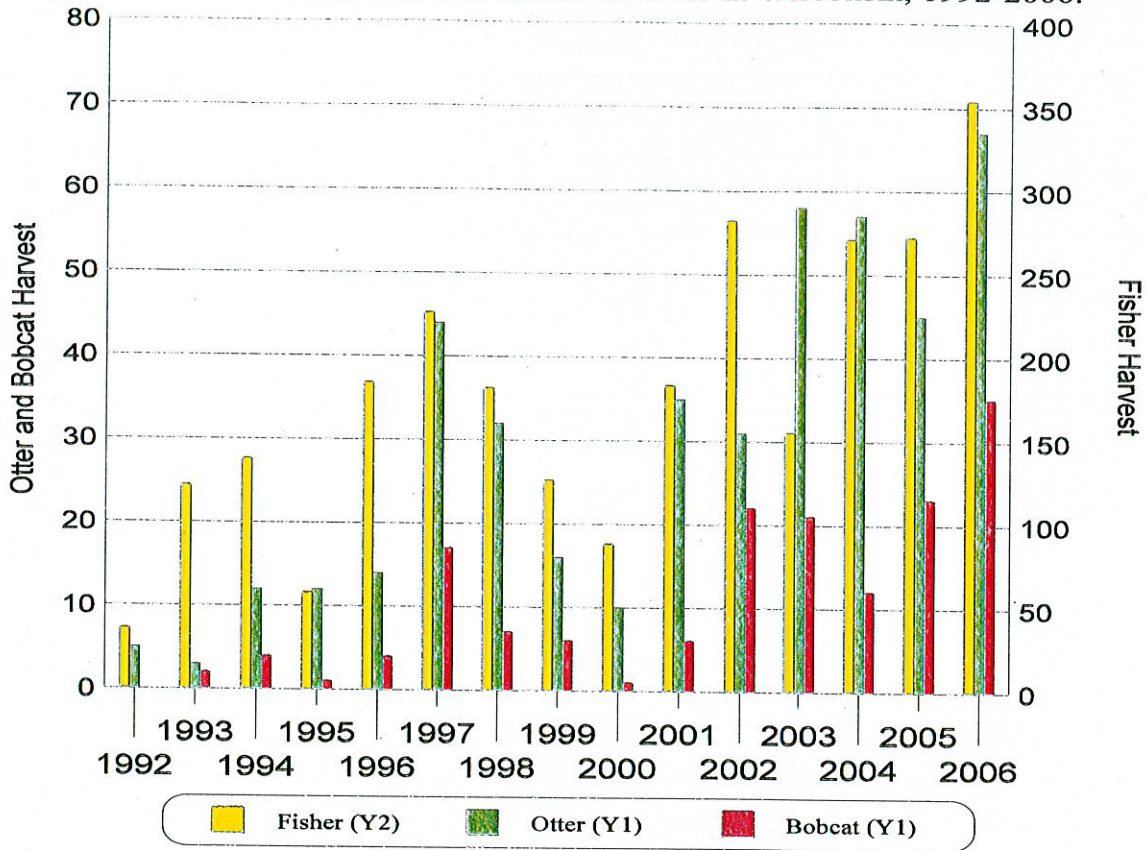
The number of tribal members validating their permits for trapping declined by more than 200 from 2005 to 1,265 trappers (Table 1). Fisher, otter and bobcat harvests increased to record levels in 2006 (Figure 2).

Table 1. Number of licensed trappers and numbers of fishers, otters, and bobcats harvested by tribal members in Wisconsin during off-reservation treaty trapping seasons from 1992 - 93 through 2006 - 2007.

Season	Licensed Trappers*	Fisher Harvest	Otter Harvest	Bobcat Harvest
1992 - 1993	512	36	5	0
1993 - 1994	704	122	3	2
1994 - 1995	736	138	12	4
1995 - 1996	966	58	12	1
1996 - 1997	1,125	184	14	4
1997-1998	1,449	226	44	17
1998-1999	1,570	181	32	7
1999 - 2000	1,539	126	16	6
2000 - 2001	1,125	88	10	1
2001 - 2002	1,065	182	35	6
2002 - 2003	1,013	282	31	22
2003 - 2004	1,047	155	58	21
2004 - 2005	943	271	57	12
2005 - 2006	1,467	272	45	23
2006 - 2007	1,265	354	65	35

* The number of licensed trappers reflects the number of tribal members validating their off-reservation treaty harvesting permit for trapping, whether or not they set any traps or received any trapping tags. From 1997 - 98 through 2006 - 2007 this number included Mille Lacs members trapping in Minnesota.

Figure 2. Tribal fisher, otter and bobcat harvests in Wisconsin, 1992-2006.



Minnesota

This was the sixth off-reservation treaty trapping season in the 1837 ceded territory of Minnesota. The 2006 - 2007 treaty trapping seasons were concurrent with those in Wisconsin. In 2006 - 2007 there were 7 fisher, 1 bobcat and 2 otters registered in the Minnesota 1837 ceded territory at the Mille Lacs registration station. None were registered at Fond du Lac.

FISHER HARVEST

Wisconsin

The off-reservation treaty fisher season began on November 1, 2006 and extended to March 31, 2007. During this 151 day period a total of 354 fishers were harvested off-reservation by tribal members (Table 2). This represented an increase of 82 fishers from the 2005 - 2006 harvest (272) (Table 1).

The tribal harvest was equally balanced between males and females. Research indicates that when the sex ratio of the harvest is in favor of females, the population is likely being over-exploited. Fisher populations in the ceded territory are healthy and have stabilized at about 10,000 - 11,000 fishers (population modeling, WDNR).

Table 2. Off-reservation treaty fisher harvest as reported by registration station for the 2006 - 2007 season.

Registration Station	Males	Females	Unknown	Totals
Bad River	2	1	0	3
Fond du Lac	0	1	0	1
Lac Courte Oreilles	83	75	0	158
Lac du Flambeau	0	0	0	0
Mille Lacs	0	0	0	0
Mole Lake	0	1	0	1
Red Cliff	24	24	0	48
St. Croix	67	75	1	143
In Field Registration	0	0	0	0
Totals	176	177	1	354

Tribal trappers in Wisconsin harvested fisher in 4 of the 5 fisher trapping zones (Table 3, Figures 3 and 4). Tribal members harvested about 108% of their declaration in Zone A, 50% in Zone B, and 46% of the overall quota. Tribal harvest was concentrated in a few management units in each zone. Many of these management units are popular units for other wildlife harvests.

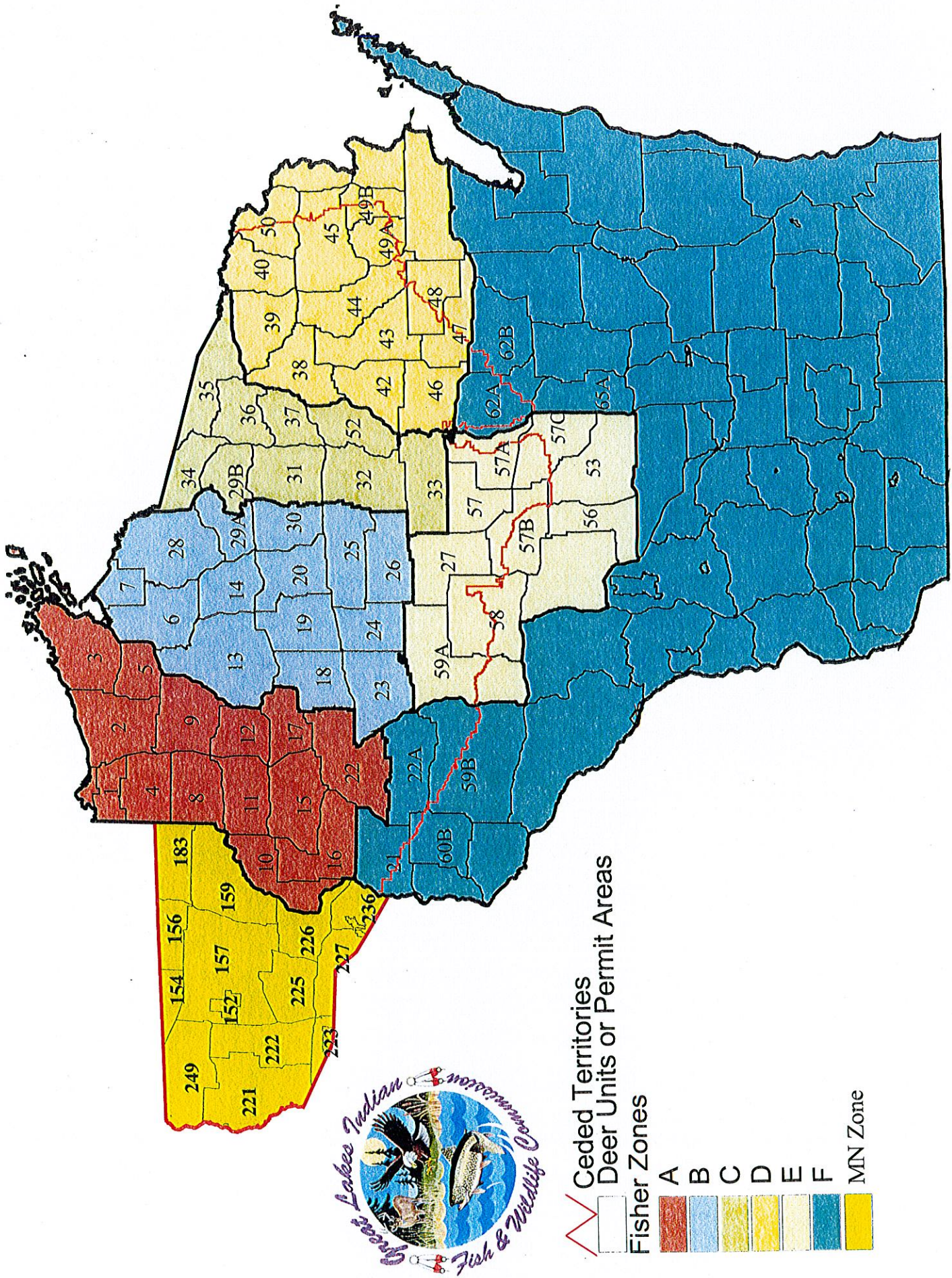


Figure 3. Fisher zones comprised of deer management units (Wisconsin) or permit areas (Minnesota) in the 1837 and 1842 Ceded Territories of MN and WI.

Table 3. Off-reservation treaty fisher harvest and quota levels reported by deer management unit (DMU) and fisher zone for the 2006 - 2007 season in Wisconsin.

FISHER ZONE	DMU	TRIBAL QUOTA	MALE	FEMALE	UNKNOWN	TOTAL
A	2	225	4	2	0	6
	3		22	22	0	44
	4		0	1	0	1
	8		17	13	0	30
	10		15	13	0	28
	11		13	31	1	45
	12		2	0	0	2
	15		13	13	0	26
	16		2	1	0	3
	17		24	30	0	54
	22		1	2	0	3
	SUBTOTAL	225	113	128	1	242
B	6	210	0	1	0	1
	13		9	9	0	18
	18		27	21	0	48
	19		1	1	0	2
	23		19	12	0	31
	24		3	1	0	4
	SUBTOTAL	210	59	45	0	104
C		160				0
	SUBTOTAL	160	0	0	0	0
D	42	160	0	1	0	1
	SUBTOTAL	160	0	1	0	1
E	58	30	4	3	0	7
	SUBTOTAL	30	4	3	0	7
F	SUBTOTAL	15	0	0	0	0
TOTAL		800	176	177	1	354

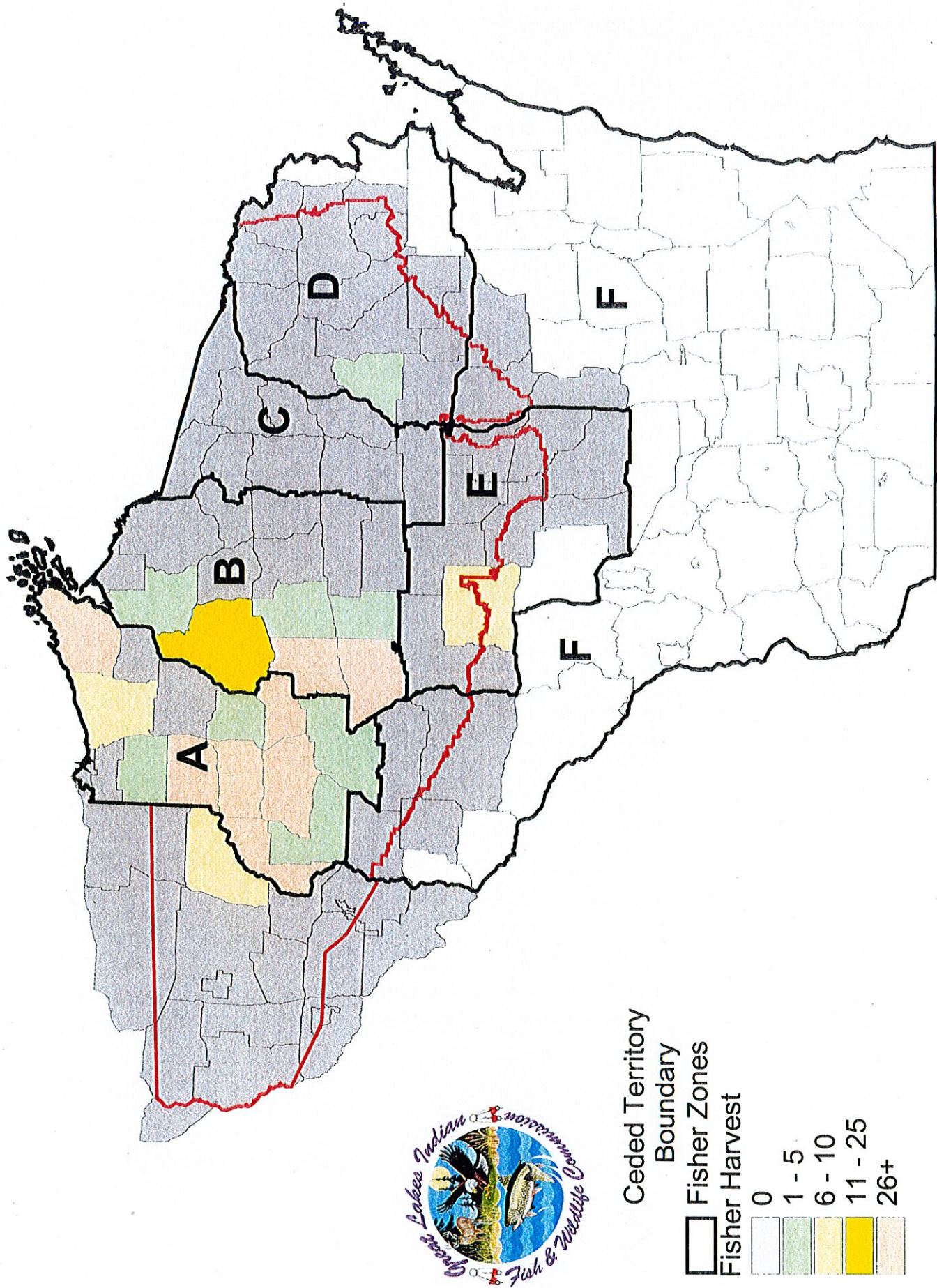


Figure 4. Distribution of tribal off-reservation treaty fisher harvest in the Wisconsin and Minnesota ceded territories during the 2006 - 2007 trapping season.

Table 4. Off-reservation treaty fisher harvest totals reported by county for the 2006 - 2007 season in Wisconsin.

County	Males	Females	Unknown	Totals
Ashland	0	1	0	1
Barron	3	3	0	6
Bayfield	26	24	0	50
Burnett	48	61	1	110
Chippewa	16	6	0	22
Clark	4	3	0	7
Douglas	7	8	0	15
Langlade	0	1	0	1
Rusk	18	16	0	34
Sawyer	31	23	0	54
Washburn	23	31	0	54
Totals	176	177	1	354

Tribal harvest of fisher was distributed among 11 counties (Table 4) a decline of 2 counties over 2006 - 2007. In 2006 - 2007 there were more fishers harvested in Burnett county than any other. Sawyer and Washburn counties were tied for second.

Minnesota

There were 7 fishers (1 female, 6 males) harvested in the 1837 ceded territory of Minnesota. They were all harvested from deer permit area 159, Pine County and registered at the Mille Lacs registration station.

OTTER HARVEST

Wisconsin

Sixty five (65) otters were harvested off-reservation by tribal members during the 2006 - 2007 trapping season (Tables 5, 6 and 7), which ran concurrent with the fisher trapping season. This harvest represented an increase of 20 otters from 2005 - 2006 (Table 1). Most otters were registered at Lac Courte Oreilles.

Table 5. Off-reservation treaty otter harvest as reported by registration station for the 2006 - 2007 season in Wisconsin.

Registration Station	Males	Females	Totals
Bad River	0	0	0
Lac Courte Oreilles	19	15	34
Lac du Flambeau	0	0	0
Mille Lacs	0	0	0
Mole Lake	0	0	0
Red Cliff	3	1	4
St. Croix	18	9	27
Totals	40	25	65

Minnesota

There were 2 otters (both female) registered in the 1837 ceded territory from Mille Lacs county and registered at the Mille Lacs registration station.

Table 6. Off-reservation treaty otter harvest reported by deer management unit for the 2006 - 2007 season in Wisconsin.

Deer Management Unit	Males	Females	Totals
3	3	1	4
10	1	0	1
11	10	7	17
12	2	1	3
13	3	4	7
15	1	1	2
17	4	2	6
18	6	4	10
23	6	2	8
24	0	1	1
58	0	1	1
59B	4	1	5
Totals	40	25	65

Table 7. Off-reservation treaty otter harvest as reported by county for the 2006 - 2007 season in Wisconsin.

County	Males	Females	Totals
Bayfield	3	1	4
Burnett	10	8	18
Chippewa	3	2	5
Dunn	4	1	5
Eau Claire	0	1	1
Rusk	3	1	4
Sawyer	10	8	18
Washburn	7	3	10
Total	40	25	65

BOBCAT HARVEST

Wisconsin

There were 35 bobcats harvested during the 2006 - 2007 off-reservation treaty trapping season, which began October 1, 2006 and extended through March 31, 2007 (Tables 8, 9 and 10). This represented the largest off-reservation treaty bobcat harvest since 1992 (Table 1).

Table 8. Off-reservation treaty bobcat harvest as reported by registration station for the 2006 - 2007 season in Wisconsin.

Registration Station	Males	Females	Total
Bad River	0	1	1
Lac Courte Oreilles	10	5	15
Lac du Flambeau	3	2	5
Mille Lacs	0	0	0
Mole Lake	3	0	3
Red Cliff	1	4	5
St. Croix	1	5	6
In Field	0	0	0
Total	18	17	35

Table 9. Off-reservation treaty bobcat harvest reported by deer management unit for the 2006 - 2007 season in Wisconsin.

Deer Management Unit	Males	Females	Total
2	0	1	1
3	1	3	4
7	1	0	1
8	0	2	2
10	0	3	3
11	1	0	1
13	2	1	3
18	5	3	8
19	1	1	2
24	1	0	1
28	0	1	1
31	2	2	4
37	1	0	1
38	1	0	1
39	2	0	2
Total	18	17	35

Table 10. Off-reservation treaty bobcat harvest as reported by county for the 2006 - 2007 season in Wisconsin.

County	Males	Females	Total
Bayfield	2	4	6
Burnett	1	3	4
Chippewa	1	0	1
Douglas	0	2	2
Forest	2	0	2
Iron	0	1	1
Oneida	4	2	6
Rusk	4	1	5
Sawyer	4	4	8
Total	18	17	35

Minnesota

One female bobcat was harvested in Mille Lacs county (Permit area 157) and registered at the Mille Lacs registration station.

LITERATURE CITED

Schrage, M. 2007. 2006 Big Game and Furbearer Harvest Report for the Fond du Lac Band of Lake Superior Chippewa.. Fond du Lac Band. Minnesota. 14pp.